

4

3

2


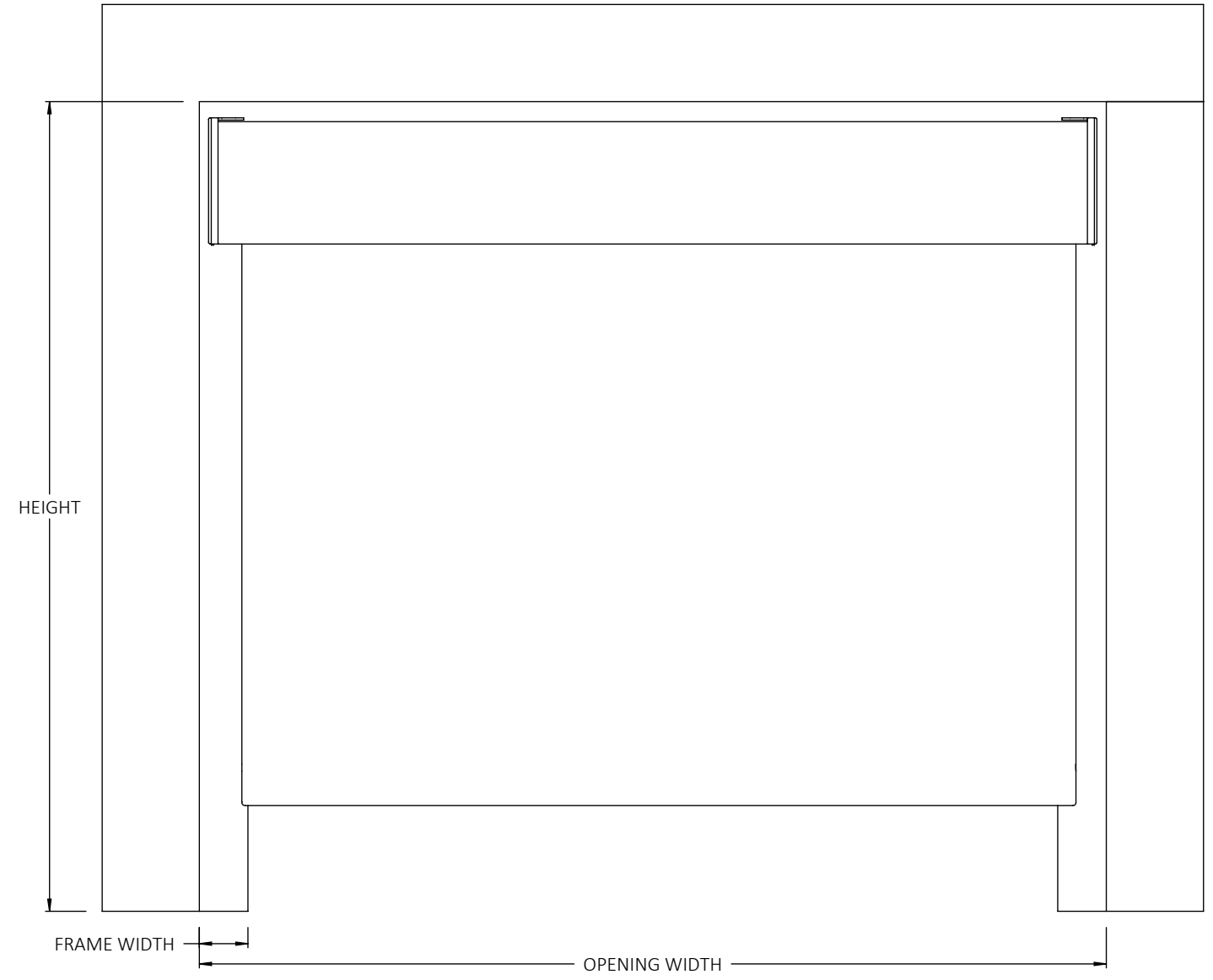
1

B

B

A

A



LOCATION/ ORIENTATION	QTY	OPENING WIDTH	FRAME WIDTH	HEIGHT	DEPTH	HEIGHT ABOVE FLOOR

FACE MOUNT

INSIDE MOUNT

COMMENTS:

FABRIC: \_\_\_\_\_

PATTERN #: \_\_\_\_\_ COLOR: \_\_\_\_\_ OPENNESS %: \_\_\_\_\_

PROJECT: \_\_\_\_\_

SIGNATURE: \_\_\_\_\_

- NOTES:
1. MEASURE WIDTH OF OPENING AT EXACT LOCATION WHERE BRACKETS WILL BE INSTALLED
  2. SHADE MAY BE MOUNTED ON THE JAMB (*INSIDE MOUNT*) OR FACE OF FRAME (*FACE MOUNT*)
  3. FOR OTHER WINDOW CONFIGURATIONS, SEE PAGE 2

**SOLIDWORKS Student Edition.**  
**For Academic Use Only.**



WILLIAMSPORT, PA  
570.651.5105  
WWW.INDOOR-SKY.COM

UNLESS OTHERWISE SPECIFIED:  
DIMENSIONS ARE IN INCHES

TOLERANCES:  
ANGULAR: ±.5°  
FRACTIONAL: ± 1/16  
X ± .015  
XX ± .010"  
XXX ± .005"

TITLE:  
**4" SKYLINE\_MOTORIZED  
TEAR SHEET**

SIZE <b>B</b>	DWG. NO.	REV
------------------	----------	-----

DRAWN BY	M.HORNER	SCALE: 1:5.5	SHEET 1 OF 2
----------	----------	--------------	--------------

4

3

2

1

4

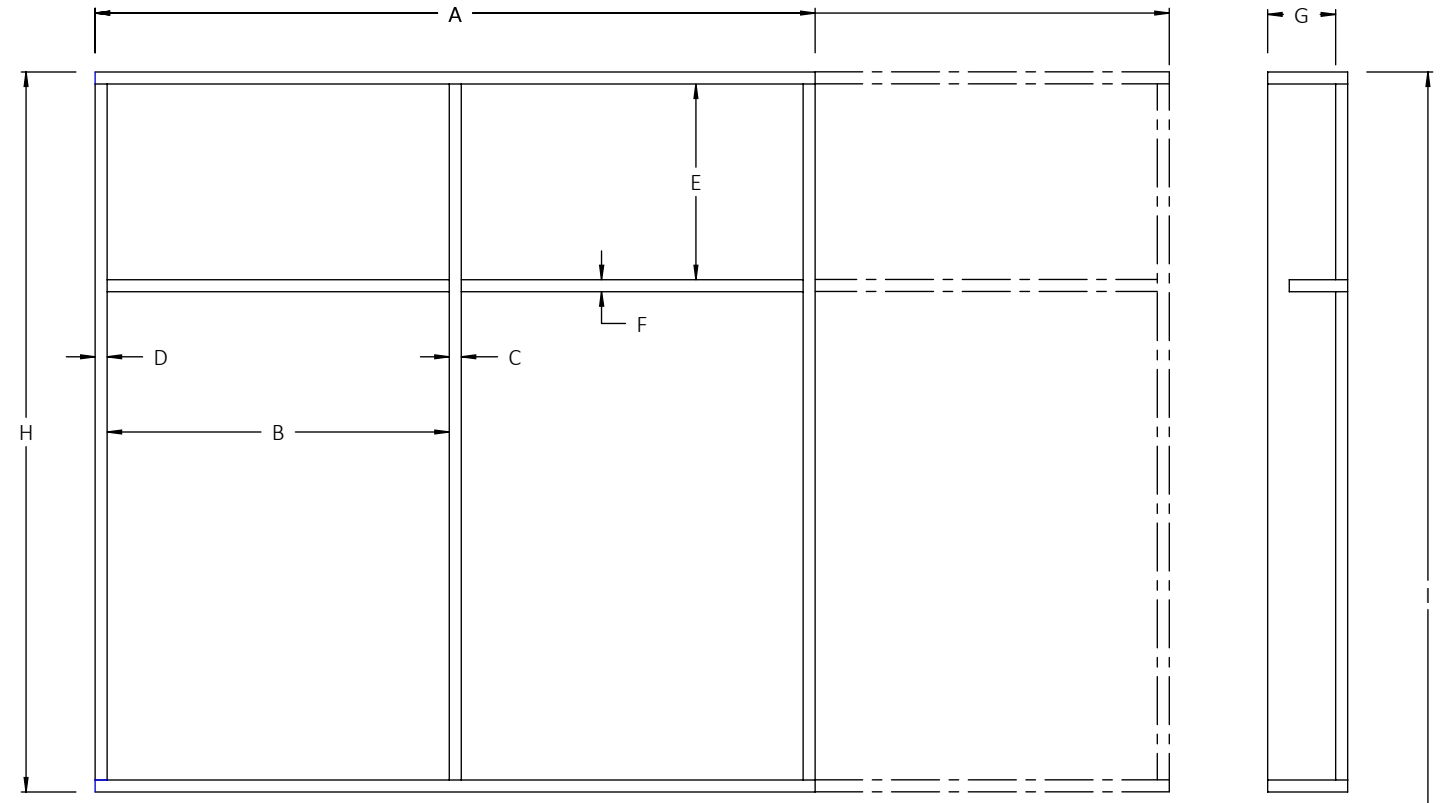
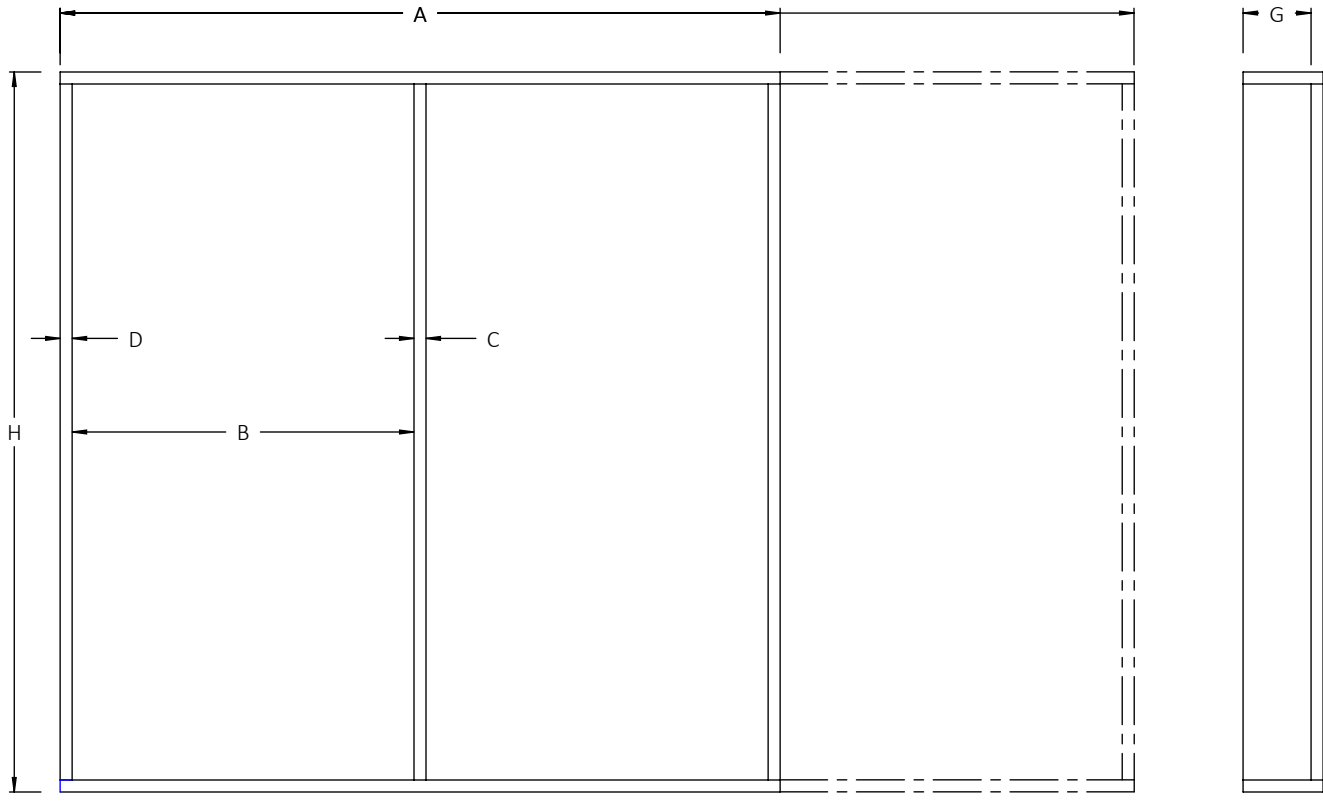
3

2

1

B

B



		A	B	C	D	E	F	G	H	I
LOCATION/ ORIENTATION	QTY	OPENING WIDTH	INSIDE MULLION WIDTH	MULLION THICKNESS	FRAME THICKNESS	CLERESTORY HEIGHT	TRANSOM THICKNESS	JAMB DEPTH	HEIGHT	HEIGHT ABOVE FLOOR

(FLOOR)

A

A

**SOLIDWORKS Student Edition.  
For Academic Use Only.**



WILLIAMSPORT, PA  
570.651.5105  
WWW.INDOOR-SKY.COM

UNLESS OTHERWISE SPECIFIED:  
DIMENSIONS ARE IN INCHES

TOLERANCES:  
ANGULAR:  $\pm 0.5^\circ$   
FRACTIONAL:  $\pm \frac{1}{16}$   
X  $\pm .015$   
XX  $\pm .010$ "  
XXX  $\pm .005$ "

TITLE:  
**4" SKYLINE\_MOTORIZED  
TEAR SHEET**

SIZE <b>B</b>	DWG. NO.	REV
------------------	----------	-----

DRAWN BY M.HORNER	SCALE: 1:6	SHEET 2 OF 2
----------------------	------------	--------------

4

3

2

1