

4

3

2


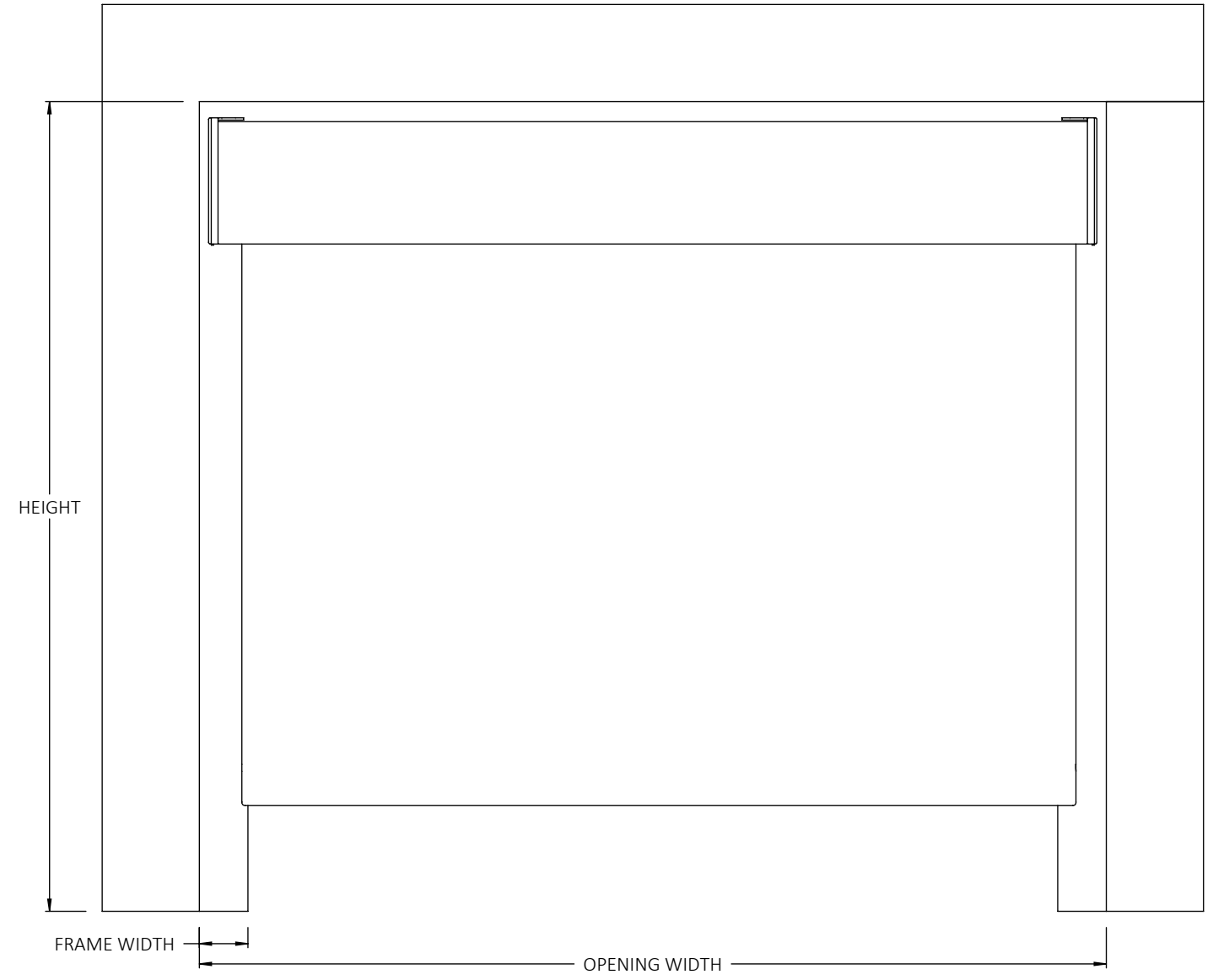
1

B

B

A

A



LOCATION/ ORIENTATION	QTY	OPENING WIDTH	FRAME WIDTH	HEIGHT	DEPTH	HEIGHT ABOVE FLOOR

FACE MOUNT

INSIDE MOUNT

COMMENTS:

FABRIC: _____

PATTERN #: _____ COLOR: _____ OPENNESS %: _____

PROJECT: _____

SIGNATURE: _____

NOTES:

1. MEASURE WIDTH OF OPENING AT EXACT LOCATION WHERE BRACKETS WILL BE INSTALLED
2. SHADE MAY BE MOUNTED ON THE JAMB (*INSIDE MOUNT*) OR FACE OF FRAME (*FACE MOUNT*)
3. FOR OTHER WINDOW CONFIGURATIONS, SEE PAGE 2



WILLIAMSPORT, PA
570.651.5105
WWW.INDOOR-SKY.COM

UNLESS OTHERWISE SPECIFIED:
DIMENSIONS ARE IN INCHES

TOLERANCES:
ANGULAR: ±.5°
FRACTIONAL: ± 1/16
X ± .015
XX ± .010"
XXX ± .005"

TITLE:
**4" SKYLINE_MOTORIZED
TEAR SHEET**

SIZE B	DWG. NO.	REV
------------------	----------	-----

4

3

2

1

4

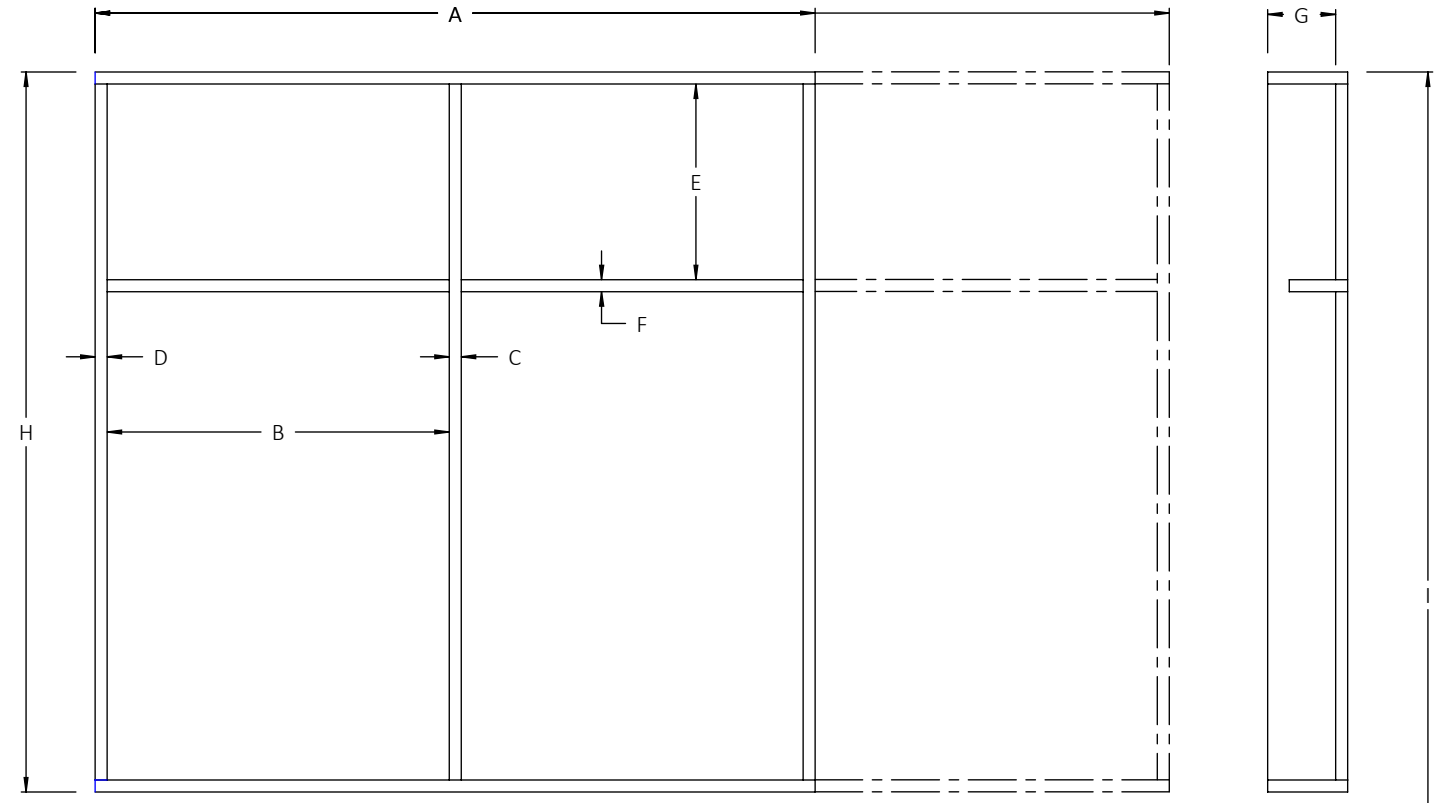
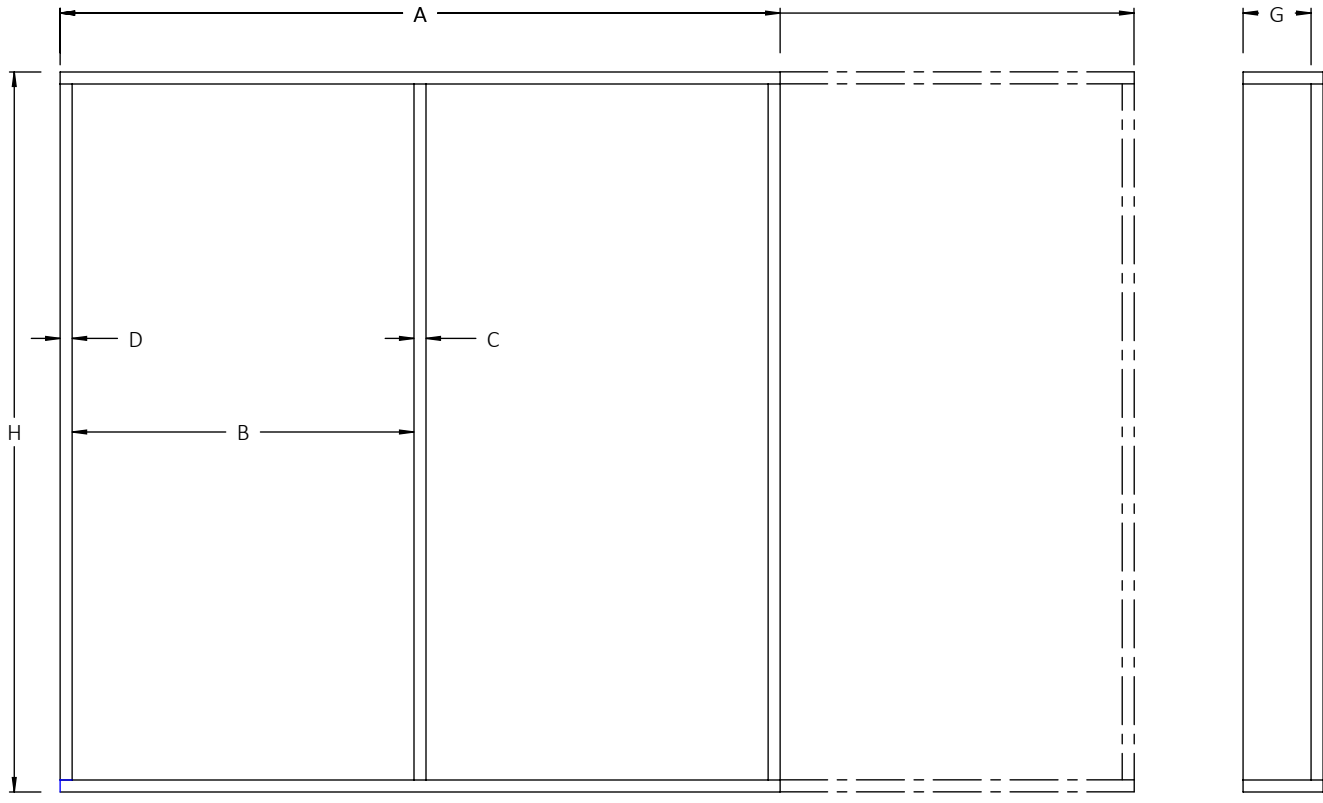
3

2

1

B

B



A

A

		A	B	C	D	E	F	G	H	I
LOCATION/ ORIENTATION	QTY	OPENING WIDTH	INSIDE MULLION WIDTH	MULLION THICKNESS	FRAME THICKNESS	CLERESTORY HEIGHT	TRANSOM THICKNESS	JAMB DEPTH	HEIGHT	HEIGHT ABOVE FLOOR

(FLOOR)



WILLIAMSPORT, PA
570.651.5105
WWW.INDOOR-SKY.COM

UNLESS OTHERWISE SPECIFIED:
DIMENSIONS ARE IN INCHES

TOLERANCES:
ANGULAR: ±.5°
FRACTIONAL: ± 1/16
X ± .015
XX ± .010"
XXX ± .005"

TITLE:
**4" SKYLINE_MOTORIZED
TEAR SHEET**

SIZE B	DWG. NO.	REV
------------------	----------	-----

DRAWN BY: M.HORNER	SCALE: 1:6	SHEET 2 OF 2
--------------------	------------	--------------

4

3

2

1